

# CHARACTER VOICE WORKSHEET

*Hi, friends!*

*Below is a simple copy of my character voice worksheet. It's not an exhaustive process, but it's one I use when I'm having a tough time laying the foundation for how my characters sound in dialogue and narration.*

*This PDF was kept simple so folks who use my novel planning guide can slip them into the Character section seamlessly, but of course, they can also be used on their own.*

*Interested in the novel planning guide? Learn more about it [right here](#).*

*Do you like the sheet and want to throw a dollar in my tip jar? Check out [my ko-fi](#). (You can also get the novel planner there!)*

*Looking for more books / tools / editorial services / etc. by Cee? [You can find me here](#).*

*Happy writing!*

*-Cee*




# STEP ONE: DESIGN A SETTING

*Choose a setting 1) from your WIP, 2) from a room in your home, or 3) from a place you make up for the purpose of this exercise. Describe that setting in detail below. You can also draw it, if you like!*




## STEP TWO: LOOK THROUGH YOUR CHARACTER'S EYES


*Who is this character?*




*What would they notice about this setting?*



*What would they find most interesting?*



*What would they like about this setting?*



*What would they dislike about this setting?*



# STEP THREE: FIND YOUR CHARACTER'S SPEECH PATTERNS


*Is your character verbose or taciturn?*



*Do they use metaphor and hyperbole, or are they literal and direct?*



*Do they use foul language? When? What do they say?*



*Are there any words or phrases they often use? Which ones? In what context?*



*If you could compare their voice to any character or person from media you enjoy, which would it be? (This will be most helpful if you can watch videos of this person speaking to better capture their speech patterns)*



*What would your character say if they were surprised? Angry? Ecstatic? etc.*






# STEP FOUR: PRACTICE

*Using the information you jotted in the worksheets above, use your character to describe the setting in the following ways:*


*1) As the POV character in narration when they're happy to be here*

*2) As the POV character in narration when they're furious*



3) In dialogue with a friend who they're trying to convince of something

4) In dialogue - with a character & purpose of your choice!





# FREE SPACE!

*For more writing prompts and voice exercises.*

